



Quick statistics

Survey 958364 'BIOSINT_ evaluation of the E4.2 Shkodra workshop'

Results

Survey 958364

Number of records in this query:	9
Total records in survey:	9
Percentage of total:	100.00%



Field summary for A1

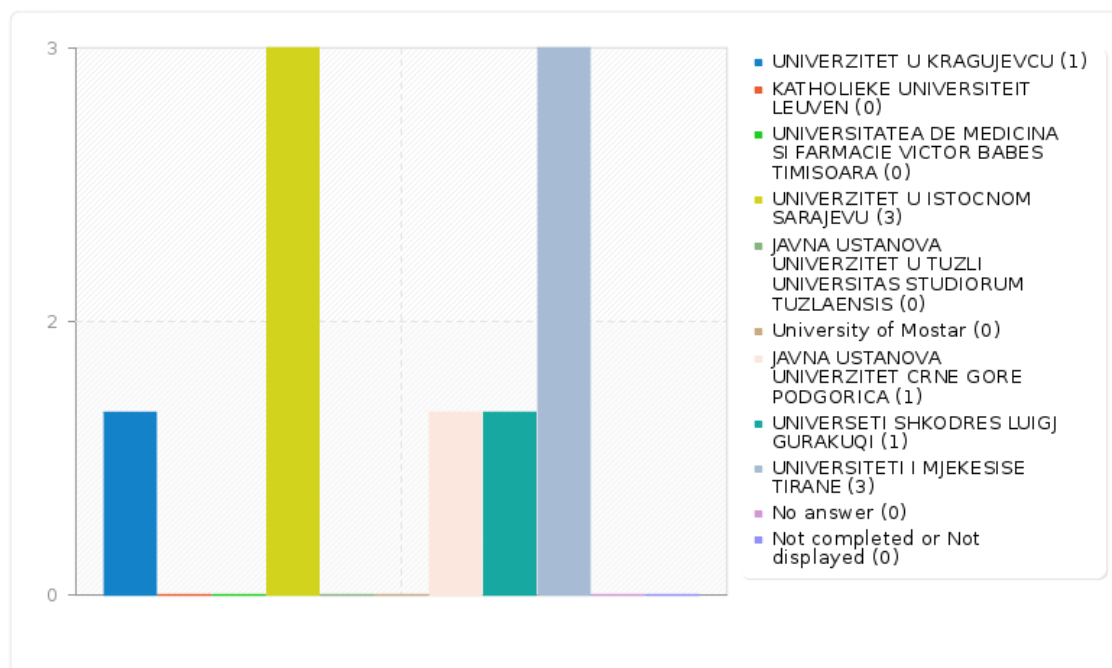
Your institution:

Answer	Count	Percentage
UNIVERZITET U KRAGUJEVCU (A1)	1	11.11%
KATHOLIEKE UNIVERSITEIT LEUVEN (A2)	0	0.00%
UNIVERSITATEA DE MEDICINA SI FARMACIE VICTOR BABES TIMISOARA (A3)	0	0.00%
UNIVERZITET U ISTOCNOM SARAJEVU (A4)	3	33.33%
JAVNA USTANOVA UNIVERZITET U TUZLI UNIVERSITAS STUDIORUM TUZLAENSIS (A5)	0	0.00%
University of Mostar (A6)	0	0.00%
JAVNA USTANOVA UNIVERZITET CRNE GORE PODGORICA (A7)	1	11.11%
UNIVERSETI SHKODRES LUIGJ GURAKUQI (A8)	1	11.11%
UNIVERSITETI I MJEKESISE TIRANE (A9)	3	33.33%
No answer	0	0.00%
Not completed or Not displayed	0	0.00%



Field summary for A1

Your institution:





Field summary for A2

Name and surname:

Answer	Count	Percentage
Answer	9	100.00%
No answer	0	0.00%
Not completed or Not displayed	0	0.00%

ID	Response
1	Nenad Markovic
2	Erard Curcija
10	Božidar Pindovi?
4	Neda Hysenaj
6	Dragana Drakul
7	Edit xhajanka
8	Ognjenka Janji?-Pavlovi?
9	Marsela Fagu
11	Marija Abramovic



Field summary for A3

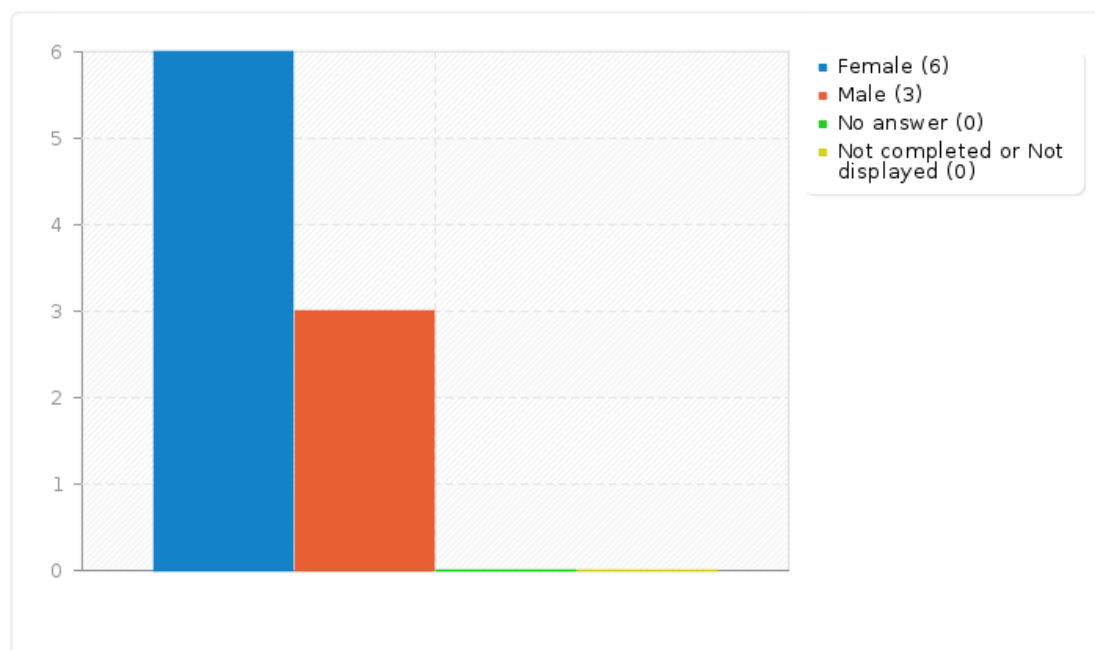
Gender:

Answer	Count	Percentage
Female (F)	6	66.67%
Male (M)	3	33.33%
No answer	0	0.00%
Not completed or Not displayed	0	0.00%



Field summary for A3

Gender:





Field summary for A4(SQ001)

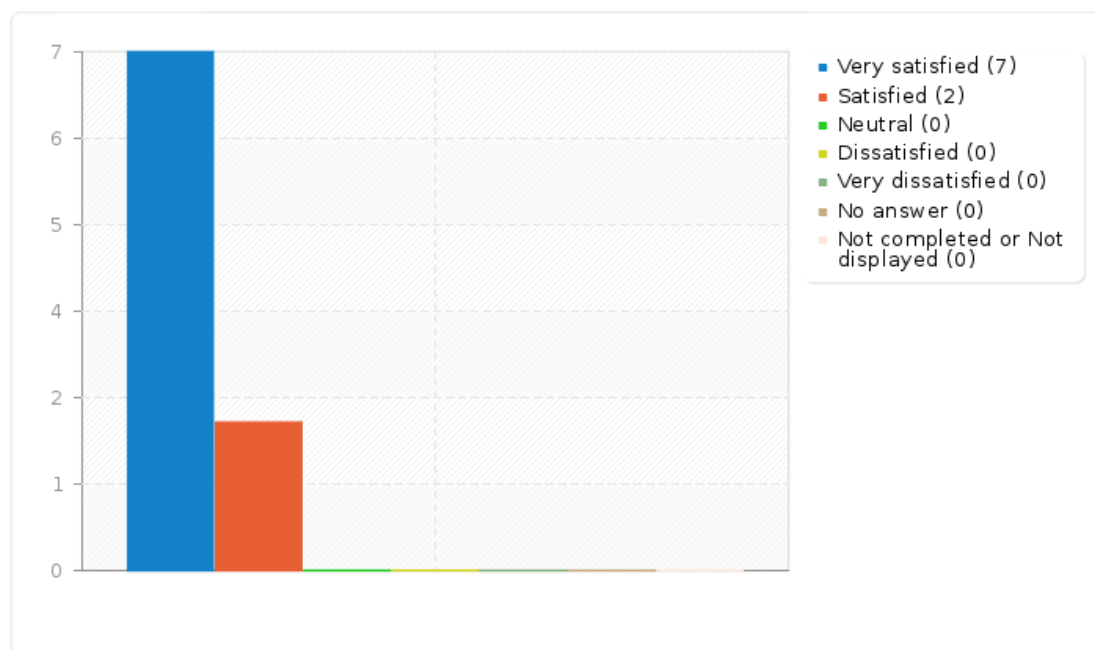
[with the quality of planning and organization of meeting?]

Answer	Count	Percentage
Very satisfied (A1)	7	77.78%
Satisfied (A2)	2	22.22%
Neutral (A3)	0	0.00%
Dissatisfied (A4)	0	0.00%
Very dissatisfied (A5)	0	0.00%
No answer	0	0.00%
Not completed or Not displayed	0	0.00%



Field summary for A4(SQ001)

[with the quality of planning and organization of meeting?]





Field summary for A4(SQ002)

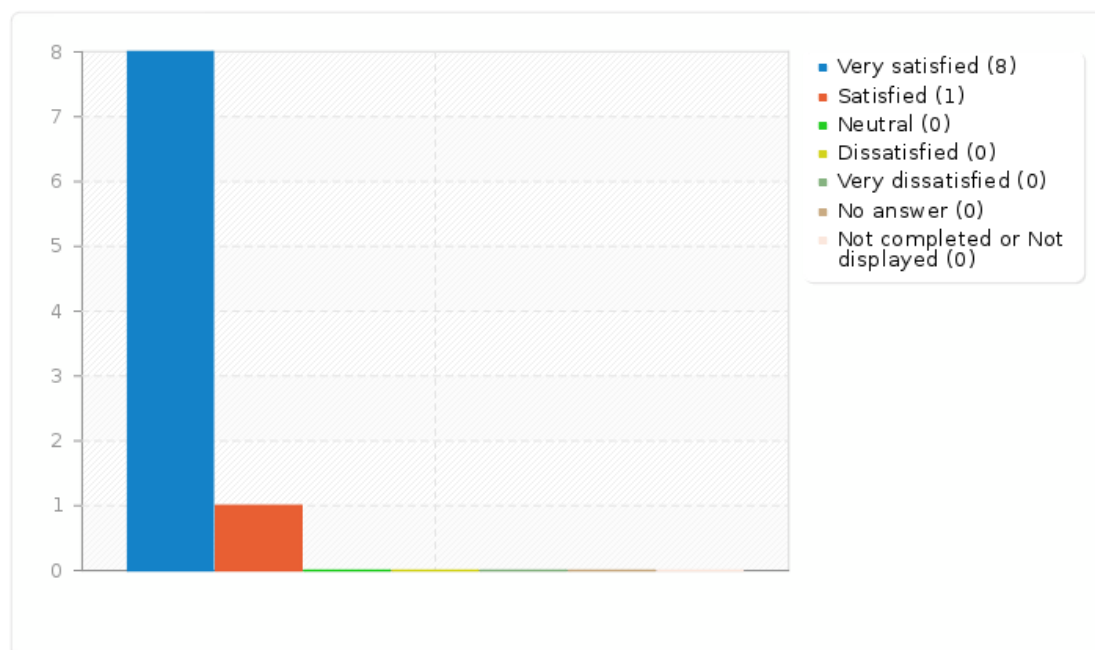
[with the scope of information presented?]

Answer	Count	Percentage
Very satisfied (A1)	8	88.89%
Satisfied (A2)	1	11.11%
Neutral (A3)	0	0.00%
Dissatisfied (A4)	0	0.00%
Very dissatisfied (A5)	0	0.00%
No answer	0	0.00%
Not completed or Not displayed	0	0.00%



Field summary for A4(SQ002)

[with the scope of information presented?]





Field summary for A4(SQ003)

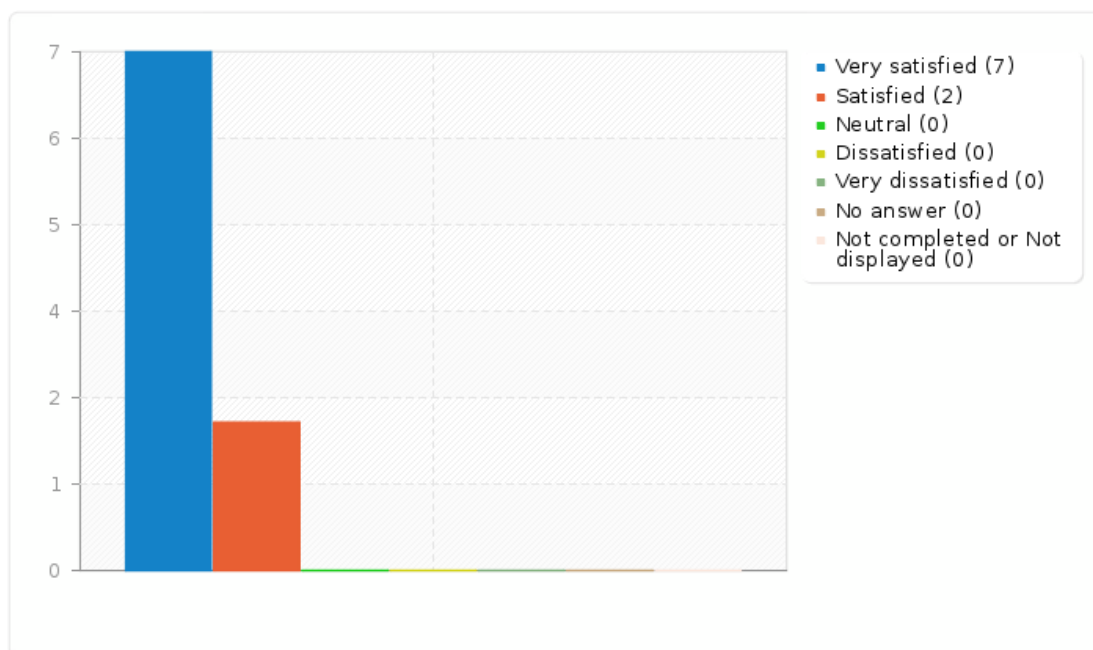
[with the usefulness of the information?]

Answer	Count	Percentage
Very satisfied (A1)	7	77.78%
Satisfied (A2)	2	22.22%
Neutral (A3)	0	0.00%
Dissatisfied (A4)	0	0.00%
Very dissatisfied (A5)	0	0.00%
No answer	0	0.00%
Not completed or Not displayed	0	0.00%



Field summary for A4(SQ003)

[with the usefulness of the information?]





Field summary for A4(SQ004)

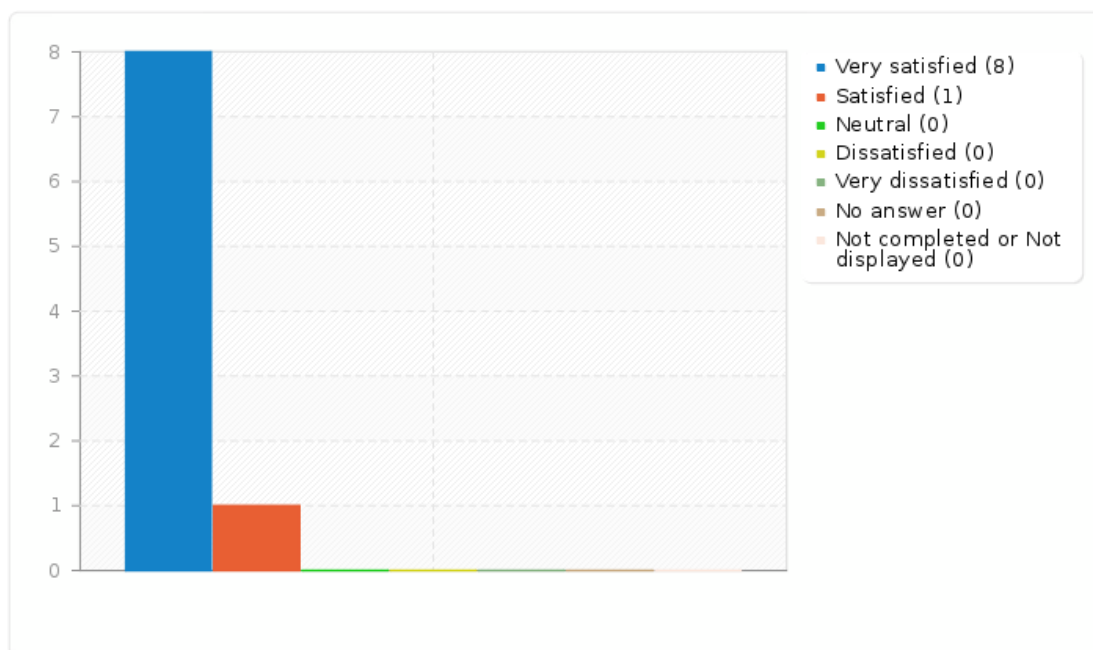
[with the quality of the presentations in the general sessions?]

Answer	Count	Percentage
Very satisfied (A1)	8	88.89%
Satisfied (A2)	1	11.11%
Neutral (A3)	0	0.00%
Dissatisfied (A4)	0	0.00%
Very dissatisfied (A5)	0	0.00%
No answer	0	0.00%
Not completed or Not displayed	0	0.00%



Field summary for A4(SQ004)

[with the quality of the presentations in the general sessions?]





Field summary for A4(SQ005)

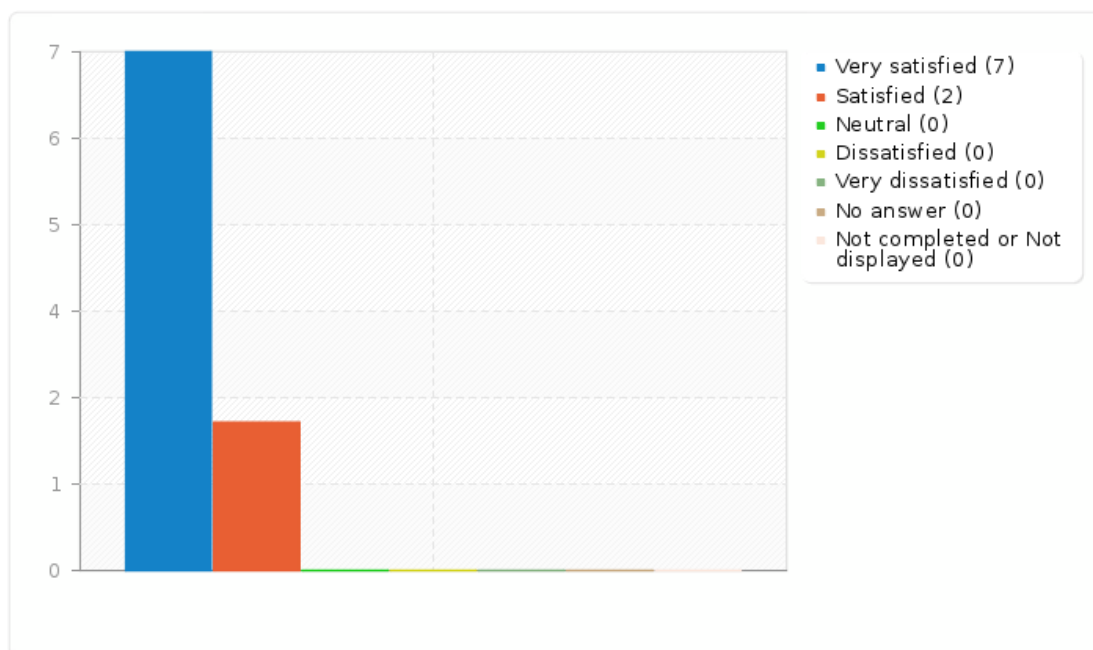
[with the overall meeting format's emphasis on event?]

Answer	Count	Percentage
Very satisfied (A1)	7	77.78%
Satisfied (A2)	2	22.22%
Neutral (A3)	0	0.00%
Dissatisfied (A4)	0	0.00%
Very dissatisfied (A5)	0	0.00%
No answer	0	0.00%
Not completed or Not displayed	0	0.00%



Field summary for A4(SQ005)

[with the overall meeting format's emphasis on event?]





Field summary for A4(SQ006)

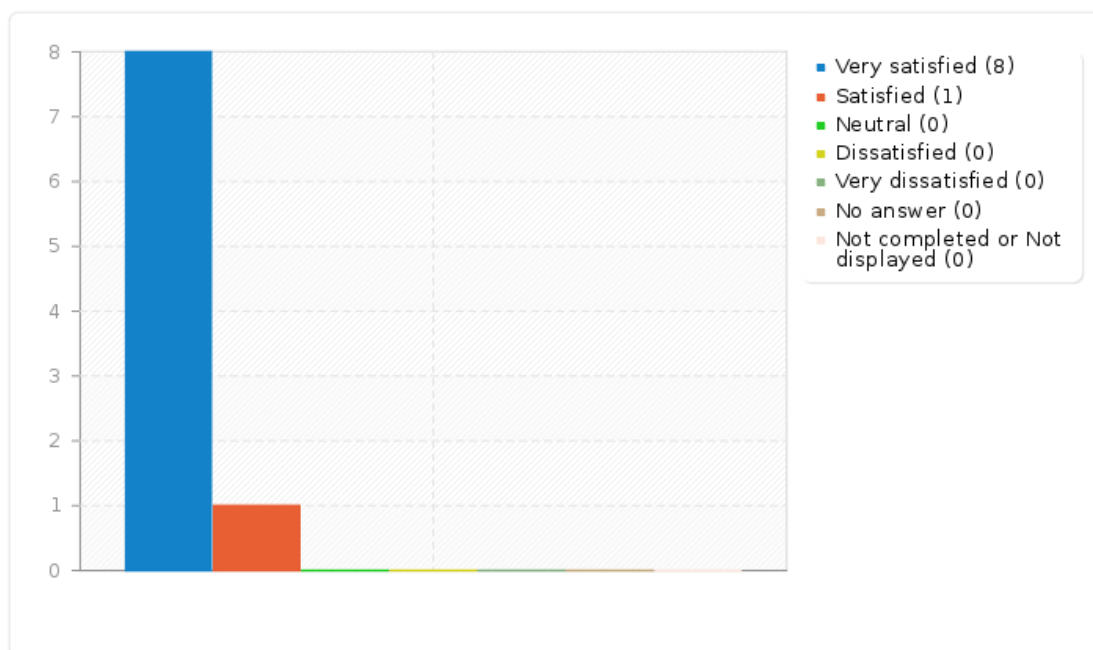
[that you had sufficient time to network and share ideas with you colleagues and experts?]

Answer	Count	Percentage
Very satisfied (A1)	8	88.89%
Satisfied (A2)	1	11.11%
Neutral (A3)	0	0.00%
Dissatisfied (A4)	0	0.00%
Very dissatisfied (A5)	0	0.00%
No answer	0	0.00%
Not completed or Not displayed	0	0.00%



Field summary for A4(SQ006)

[that you had sufficient time to network and share ideas with you colleagues and experts?]





Field summary for A4(SQ007)

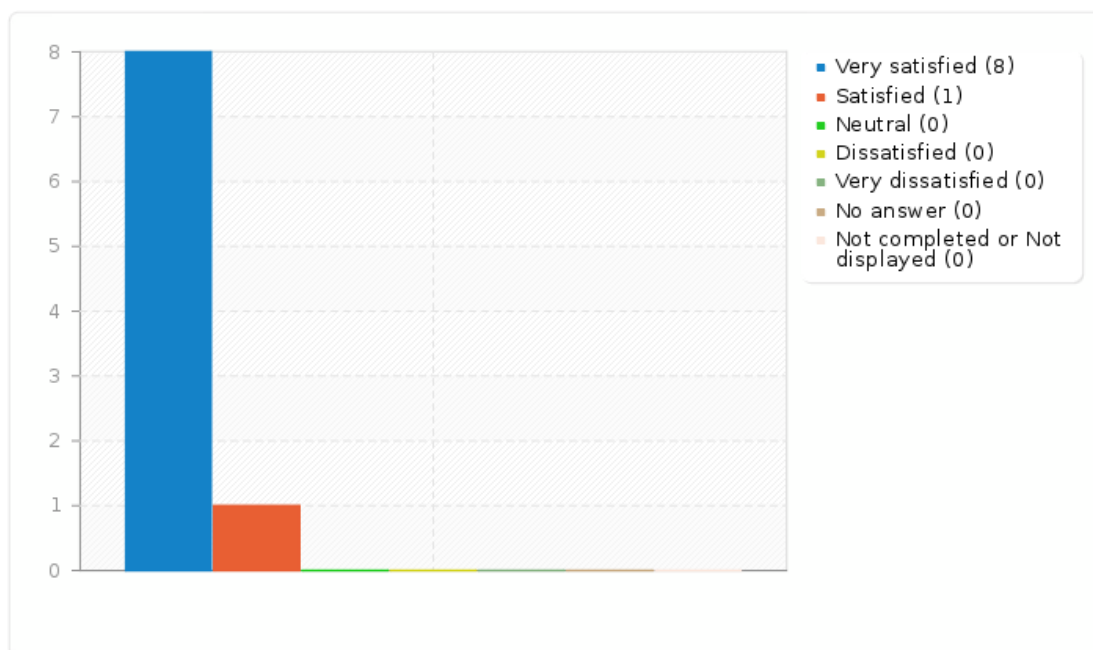
[with the events' overall value in helping you improve your professional effectiveness?]

Answer	Count	Percentage
Very satisfied (A1)	8	88.89%
Satisfied (A2)	1	11.11%
Neutral (A3)	0	0.00%
Dissatisfied (A4)	0	0.00%
Very dissatisfied (A5)	0	0.00%
No answer	0	0.00%
Not completed or Not displayed	0	0.00%



Field summary for A4(SQ007)

[with the events' overall value in helping you improve your professional effectiveness?]





Field summary for A4(SQ008)

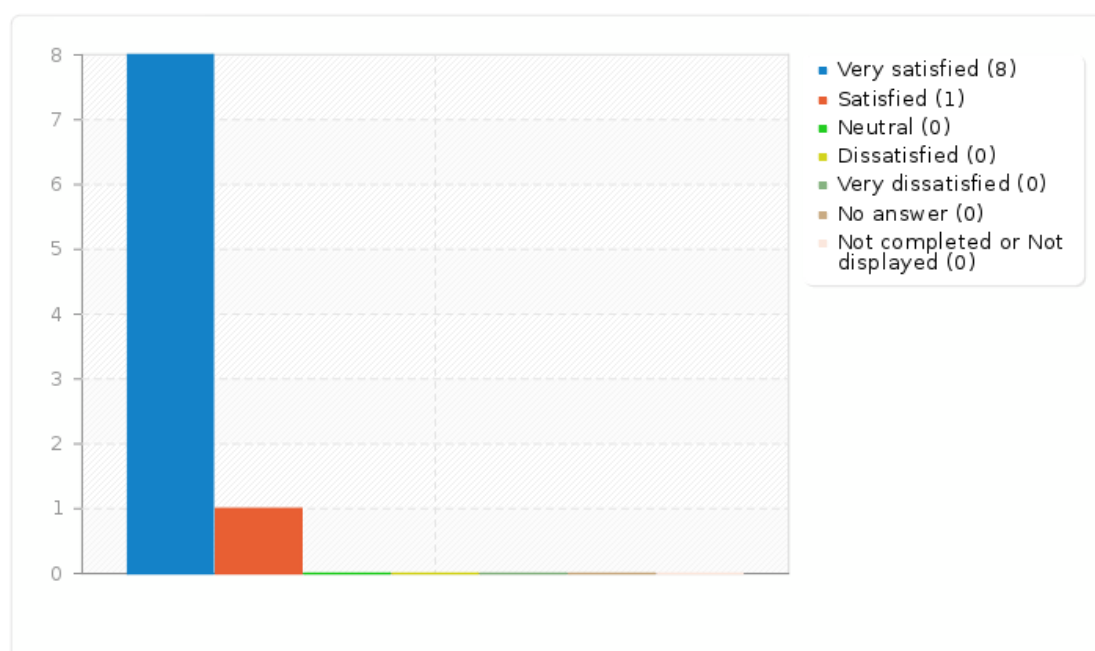
[with your institution's role in the project?]

Answer	Count	Percentage
Very satisfied (A1)	8	88.89%
Satisfied (A2)	1	11.11%
Neutral (A3)	0	0.00%
Dissatisfied (A4)	0	0.00%
Very dissatisfied (A5)	0	0.00%
No answer	0	0.00%
Not completed or Not displayed	0	0.00%



Field summary for A4(SQ008)

[with your institution's role in the project?]





Field summary for A5

Please provide comments supporting your answers in the previous questions. Are there any additional comments or suggestions you would like to make regarding the project in general? Anything missing or that could have been removed? Any suggestions on how to better drive the project further?

Answer	Count	Percentage
Answer	5	55.56%
No answer	4	44.44%
Not completed or Not displayed	0	0.00%

ID	Response
10	Nothing to add beyond what has been said at the meeting
4	It was an excellent organization. The presentations were properly designed. I am very satisfies with the overall output of the activity.
7	Everything perfect
8	The presentations and discussions were excellent and productive, organization of a meetings was very good. We had a slight disturbance due to problems with a power supply, but it was something that didn't affect the meeting a lot, and it sure wasn't a mistake of our wonderful hosts.
9	Everything is alright