



Results

Survey 636717

Number of records in this query:	18
Total records in survey:	18
Percentage of total:	100.00%



Field summary for A1

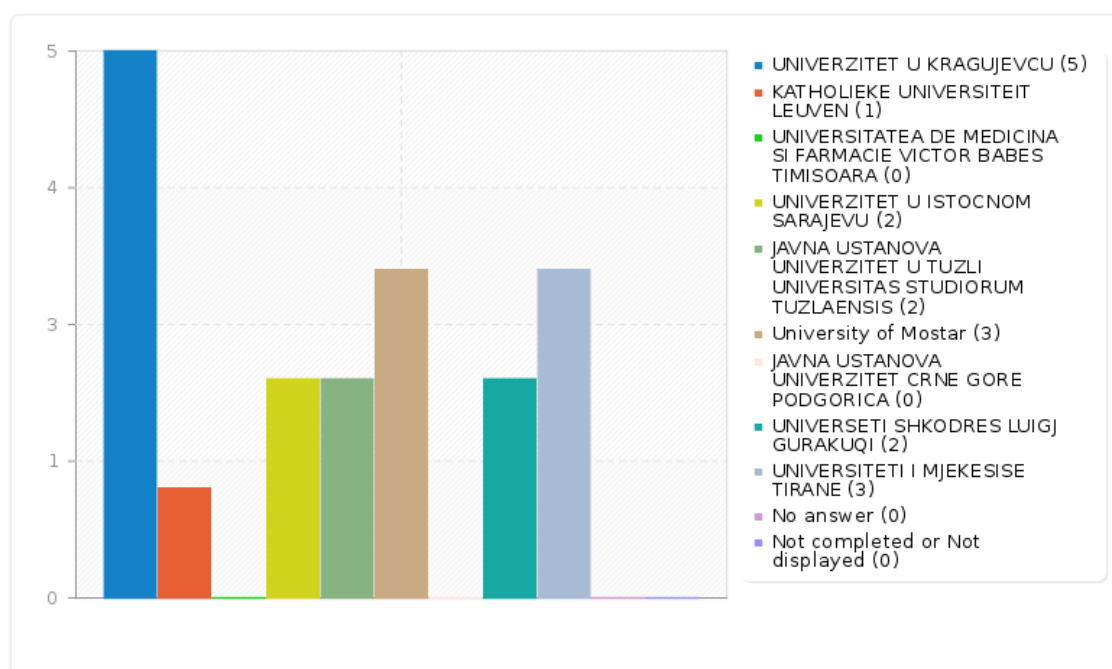
Your institution:

Answer	Count	Percentage
UNIVERZITET U KRAGUJEVCU (A1)	5	27.78%
KATHOLIEKE UNIVERSITEIT LEUVEN (A2)	1	5.56%
UNIVERSITATEA DE MEDICINA SI FARMACIE VICTOR BABES TIMISOARA (A3)	0	0.00%
UNIVERZITET U ISTOCNOM SARAJEVU (A4)	2	11.11%
JAVNA USTANOVA UNIVERZITET U TUZLI UNIVERSITAS STUDIORUM TUZLAENSIS (A5)	2	11.11%
University of Mostar (A6)	3	16.67%
JAVNA USTANOVA UNIVERZITET CRNE GORE PODGORICA (A7)	0	0.00%
UNIVERSETI SHKODRES LUIGJ GURAKUQI (A8)	2	11.11%
UNIVERSITETI I MJEKESISE TIRANE (A9)	3	16.67%
No answer	0	0.00%
Not completed or Not displayed	0	0.00%



Field summary for A1

Your institution:





Field summary for A2

Name and surname:

Answer	Count	Percentage
Answer	18	100.00%
No answer	0	0.00%
Not completed or Not displayed	0	0.00%



Field summary for A3

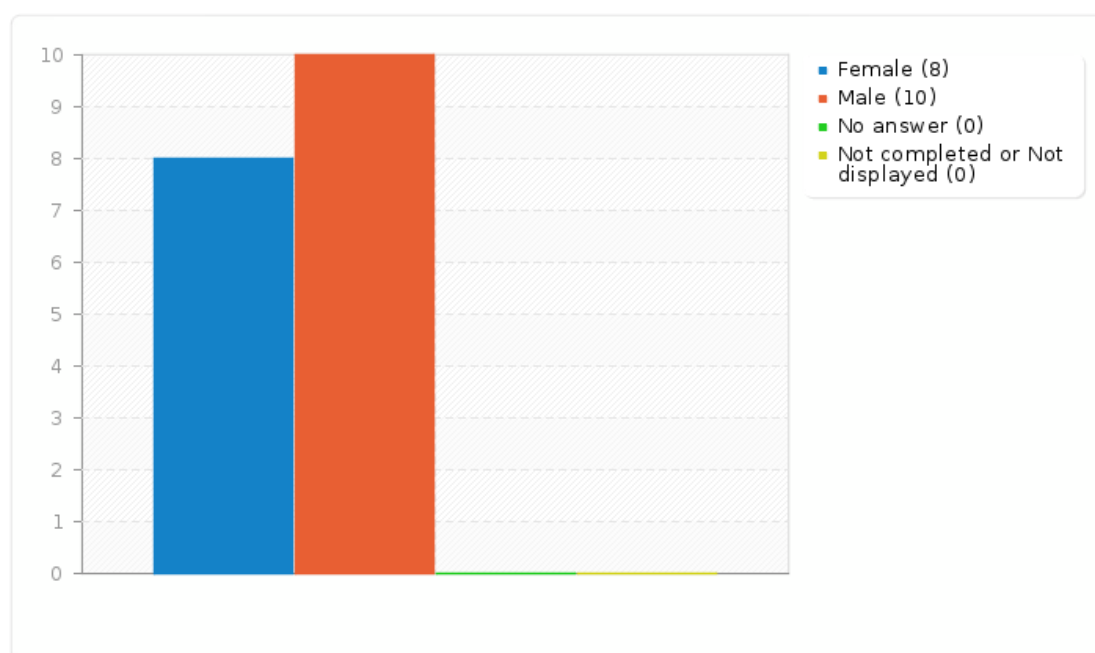
Gender:

Answer	Count	Percentage
Female (F)	8	44.44%
Male (M)	10	55.56%
No answer	0	0.00%
Not completed or Not displayed	0	0.00%



Field summary for A3

Gender:





Field summary for A4(SQ001)

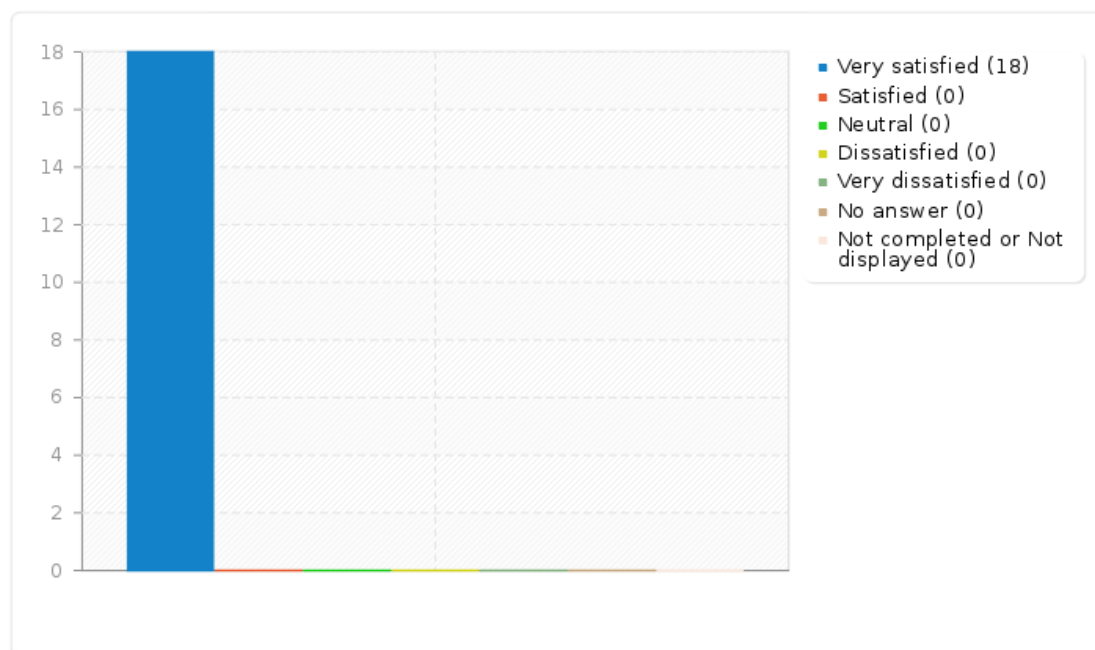
[with the quality of planning and organization of meeting?]

Answer	Count	Percentage
Very satisfied (A1)	18	100.00%
Satisfied (A2)	0	0.00%
Neutral (A3)	0	0.00%
Dissatisfied (A4)	0	0.00%
Very dissatisfied (A5)	0	0.00%
No answer	0	0.00%
Not completed or Not displayed	0	0.00%



Field summary for A4(SQ001)

[with the quality of planning and organization of meeting?]





Field summary for A4(SQ002)

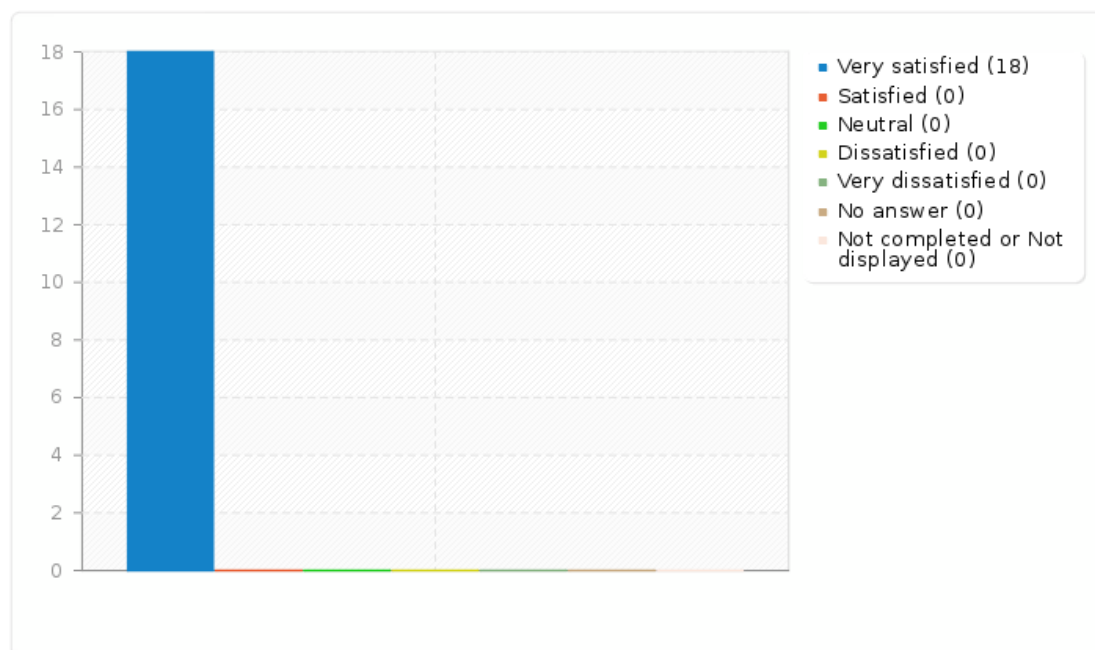
[with the scope of information presented?]

Answer	Count	Percentage
Very satisfied (A1)	18	100.00%
Satisfied (A2)	0	0.00%
Neutral (A3)	0	0.00%
Dissatisfied (A4)	0	0.00%
Very dissatisfied (A5)	0	0.00%
No answer	0	0.00%
Not completed or Not displayed	0	0.00%



Field summary for A4(SQ002)

[with the scope of information presented?]





Field summary for A4(SQ003)

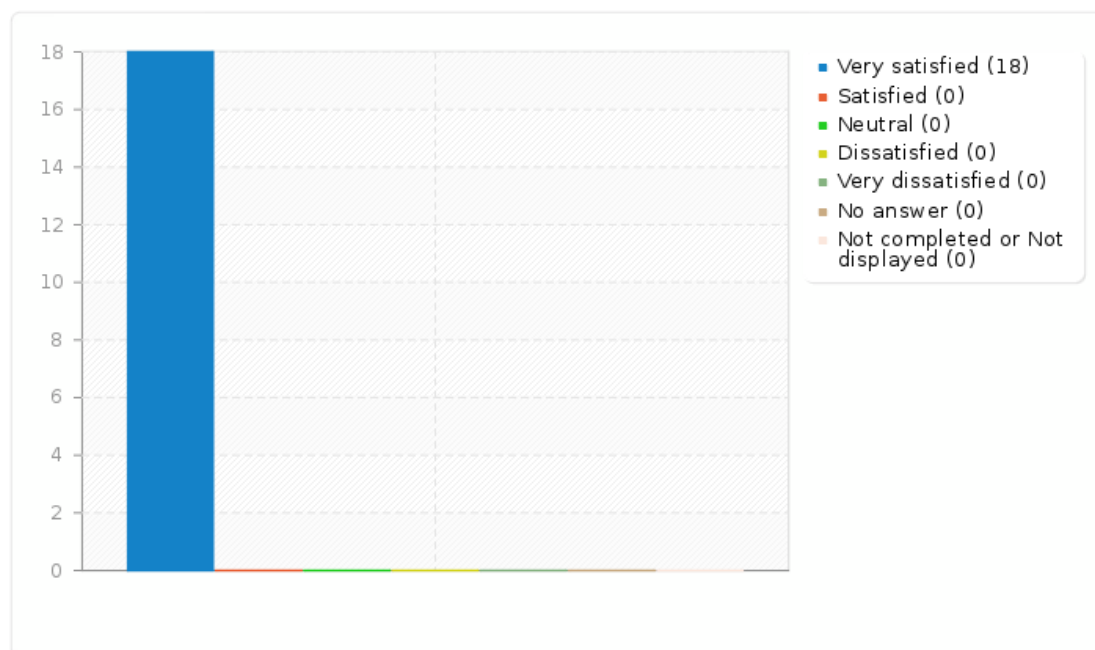
[with the usefulness of the information?]

Answer	Count	Percentage
Very satisfied (A1)	18	100.00%
Satisfied (A2)	0	0.00%
Neutral (A3)	0	0.00%
Dissatisfied (A4)	0	0.00%
Very dissatisfied (A5)	0	0.00%
No answer	0	0.00%
Not completed or Not displayed	0	0.00%



Field summary for A4(SQ003)

[with the usefulness of the information?]





Field summary for A4(SQ004)

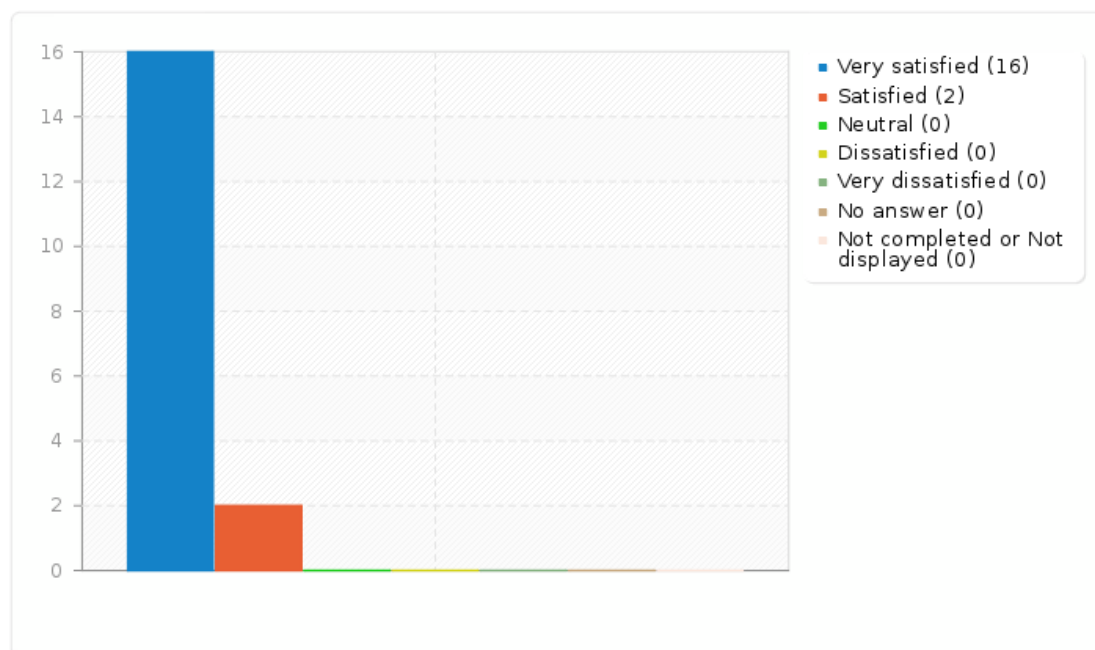
[with the quality of the presentations in the general sessions?]

Answer	Count	Percentage
Very satisfied (A1)	16	88.89%
Satisfied (A2)	2	11.11%
Neutral (A3)	0	0.00%
Dissatisfied (A4)	0	0.00%
Very dissatisfied (A5)	0	0.00%
No answer	0	0.00%
Not completed or Not displayed	0	0.00%



Field summary for A4(SQ004)

[with the quality of the presentations in the general sessions?]





Field summary for A4(SQ005)

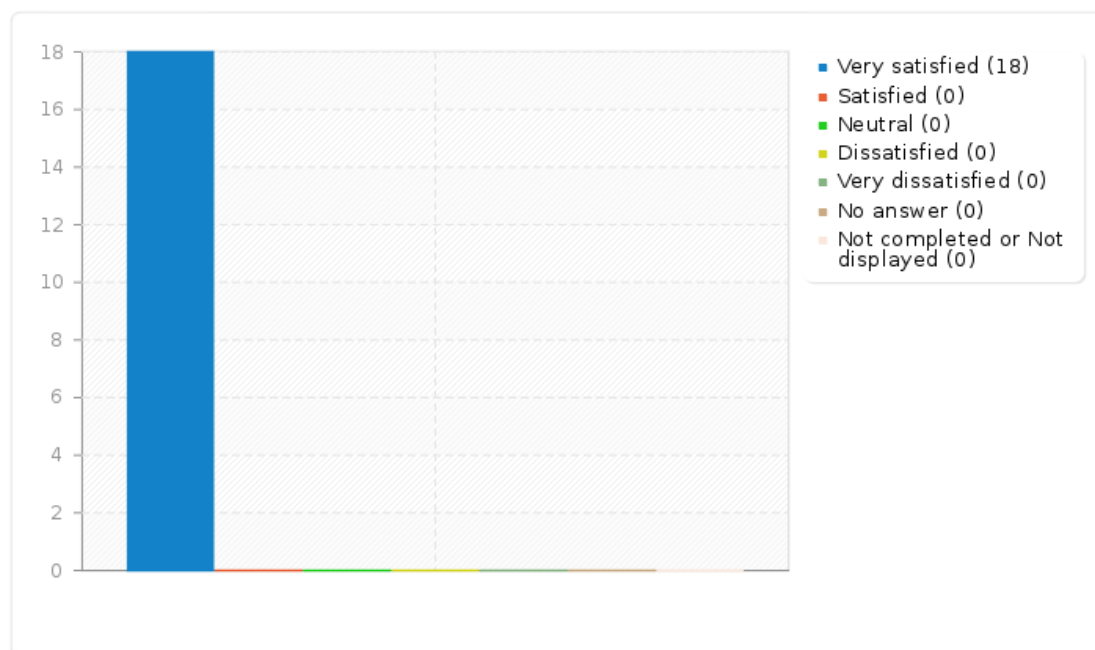
[with the overall meeting format's emphasis on event?]

Answer	Count	Percentage
Very satisfied (A1)	18	100.00%
Satisfied (A2)	0	0.00%
Neutral (A3)	0	0.00%
Dissatisfied (A4)	0	0.00%
Very dissatisfied (A5)	0	0.00%
No answer	0	0.00%
Not completed or Not displayed	0	0.00%



Field summary for A4(SQ005)

[with the overall meeting format's emphasis on event?]





Field summary for A4(SQ006)

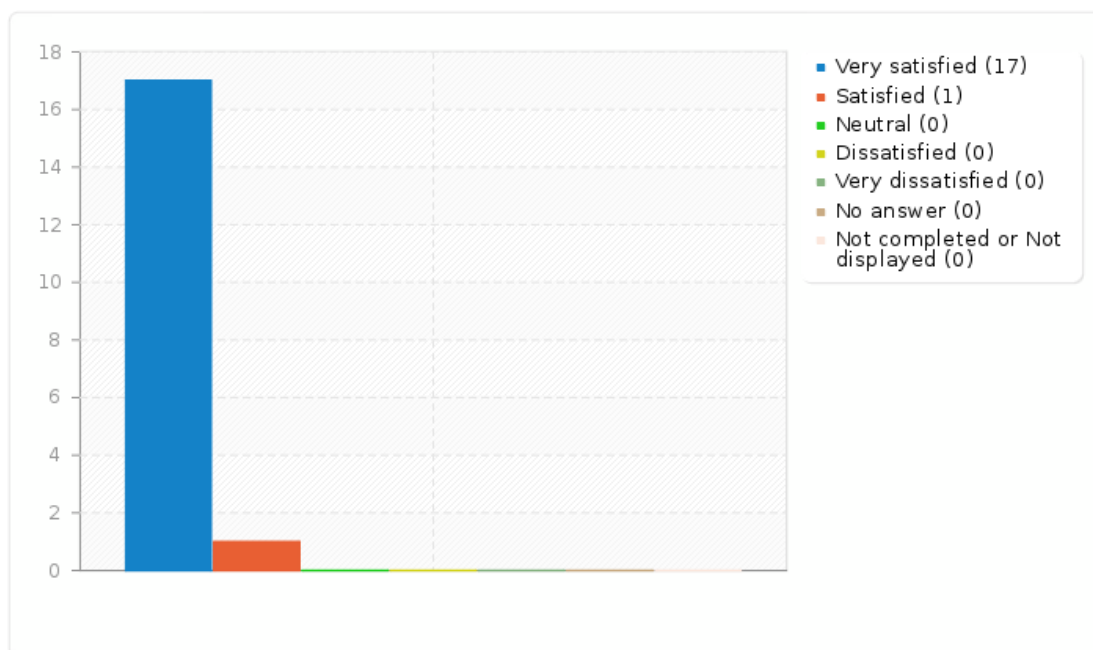
[that you had sufficient time to network and share ideas with you colleagues and experts?]

Answer	Count	Percentage
Very satisfied (A1)	17	94.44%
Satisfied (A2)	1	5.56%
Neutral (A3)	0	0.00%
Dissatisfied (A4)	0	0.00%
Very dissatisfied (A5)	0	0.00%
No answer	0	0.00%
Not completed or Not displayed	0	0.00%



Field summary for A4(SQ006)

[that you had sufficient time to network and share ideas with you colleagues and experts?]





Field summary for A4(SQ007)

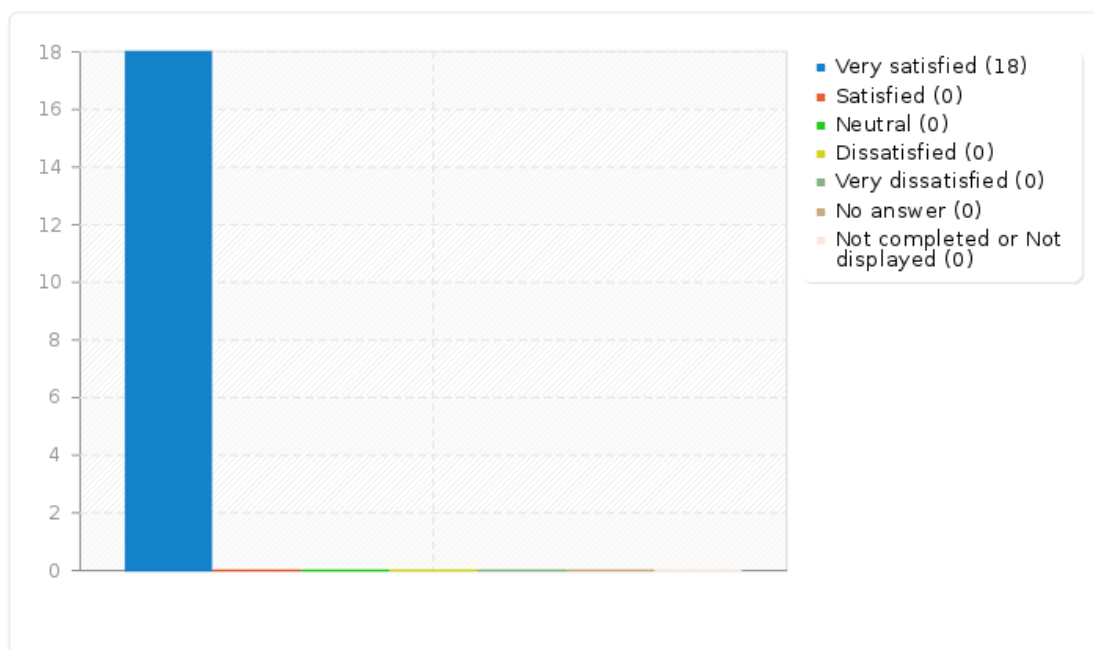
[with the events' overall value in helping you improve your professional effectiveness?]

Answer	Count	Percentage
Very satisfied (A1)	18	100.00%
Satisfied (A2)	0	0.00%
Neutral (A3)	0	0.00%
Dissatisfied (A4)	0	0.00%
Very dissatisfied (A5)	0	0.00%
No answer	0	0.00%
Not completed or Not displayed	0	0.00%



Field summary for A4(SQ007)

[with the events' overall value in helping you improve your professional effectiveness?]





Field summary for A4(SQ008)

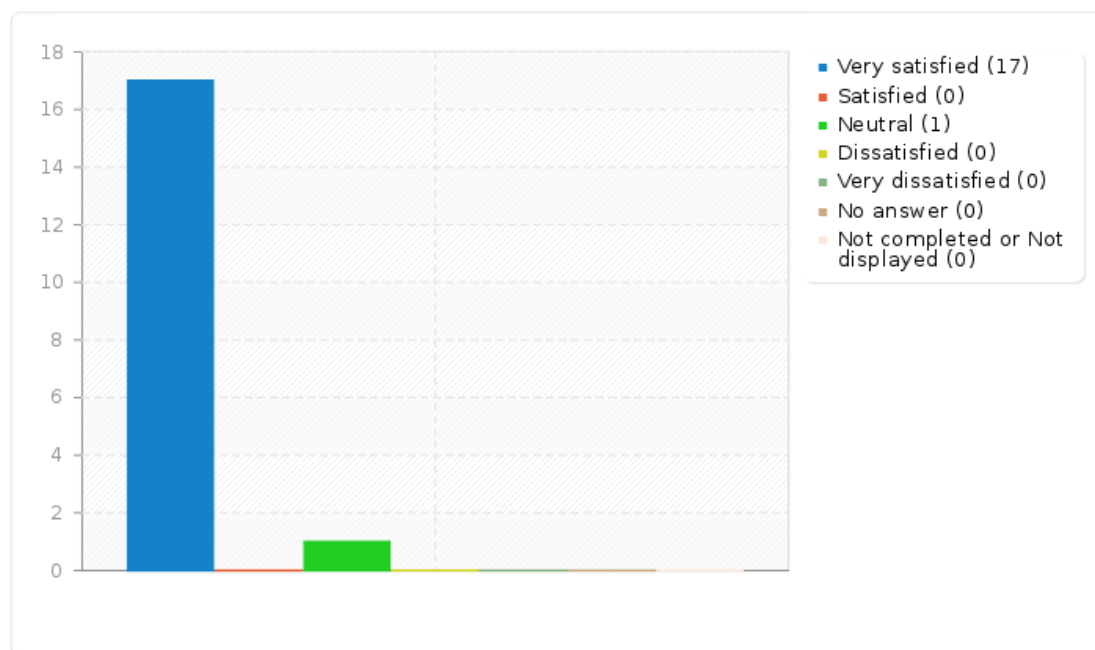
[with your institution's role in the project?]

Answer	Count	Percentage
Very satisfied (A1)	17	94.44%
Satisfied (A2)	0	0.00%
Neutral (A3)	1	5.56%
Dissatisfied (A4)	0	0.00%
Very dissatisfied (A5)	0	0.00%
No answer	0	0.00%
Not completed or Not displayed	0	0.00%



Field summary for A4(SQ008)

[with your institution's role in the project?]





Field summary for A5

Please provide comments supporting your answers in the previous questions. Are there any additional comments or suggestions you would like to make regarding the project in general? Anything missing or that could have been removed? Any suggestions on how to better drive the project further?

Answer	Count	Percentage
Answer	14	77.78%
No answer	4	22.22%
Not completed or Not displayed	0	0.00%